





Deluxe Range Tahiti

FEATURED JETS

 35 Total Jets

 1 x 5 inch Jets

 11 x 4 inch Jets

 23 x 2.2 inch Jets



FEATURES


People	3
Dimensions	2130 x 1650 x 870 mm
Seat layout	4 seat
LED Lighting	✓
Music	Joyonway Bluetooth
Ozone	✓
Insulation	Platinum Premium Shield
Electrical Supply Required	13 AMP
Heater	2kw
Pumps	1 x 2 HP
Circulation Pump	1 x 0.5 HP

CHOOSE YOUR COLOUR

SHELL COLOURS



Sterling Silver




Midnight Canyon



Odyssey

CABINET COLOURS



Grey

FILTER REQUIRED

SS01 x 1

The manufacturer has certified this product to the California Energy Commission in accordance with California law.